

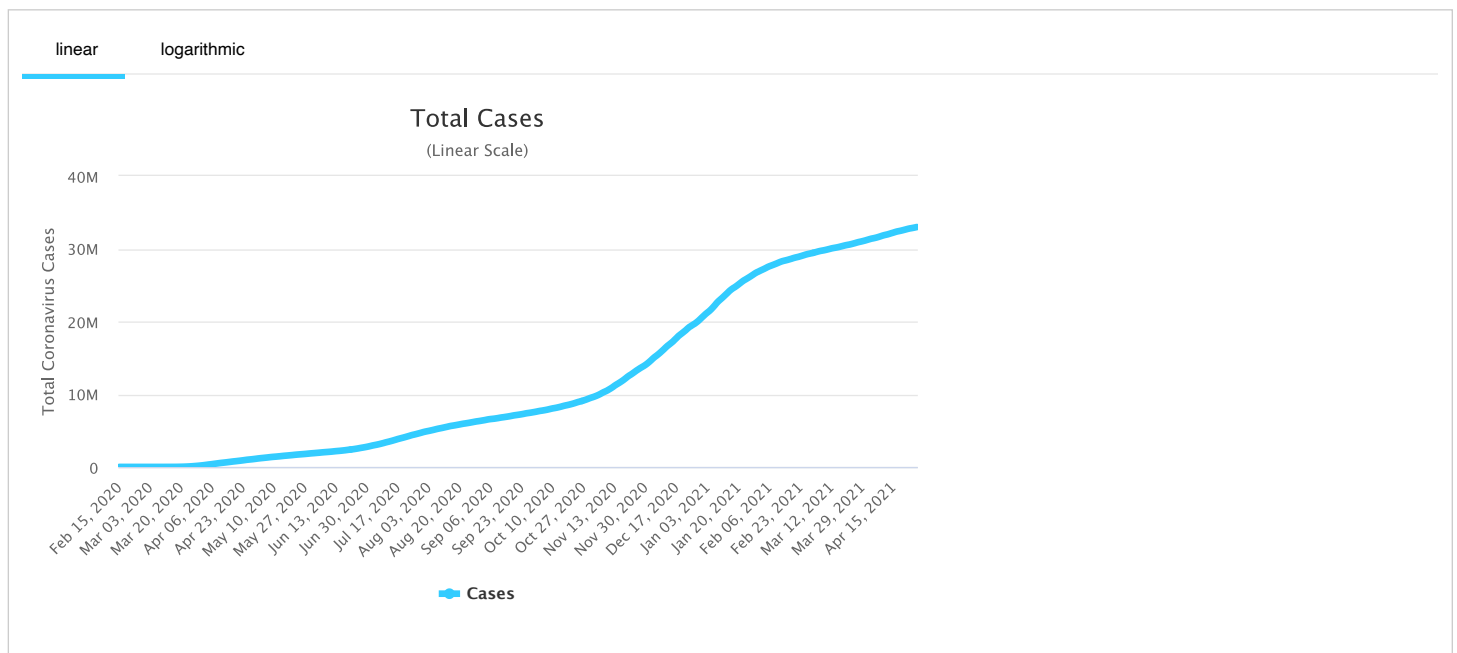
#	USA State ↕	Total Cases ↕	New Cases ↕	Total Deaths ↕	New Deaths ↕	Total Recovered ↕	Active Cases ↕	Tot Cases/ 1M pop ↕	Deaths/ 1M pop ↕	Total Tests
	USA Total	32,983,695		588,337		25,584,747	6,810,611	99,648	1,777	443,9
1	<u>California</u> (/coronavirus/usa/california/)	3,738,821		61,585		1,989,298	1,687,938	94,624	1,559	59,6
2	<u>Texas</u> (/coronavirus/usa/texas/)	2,890,439		50,327		2,750,133	89,979	99,684	1,736	28,0
3	<u>Florida</u> (/coronavirus/usa/florida/)	2,222,546		35,044		1,782,905	404,597	103,481	1,632	27,4
4	<u>New York</u> (/coronavirus/usa/new-york/)	2,087,197		52,414		1,469,575	565,208	107,291	2,694	50,7
5	<u>Illinois</u> (/coronavirus/usa/illinois/)	1,328,454		24,211		1,206,158	98,085	104,835	1,911	22,4
6	<u>Pennsylvania</u> (/coronavirus/usa/pennsylvania/)	1,148,422		26,240		1,005,906	116,276	89,707	2,050	12,9
7	<u>Georgia</u> (/coronavirus/usa/georgia/)	1,097,279		20,098		900,513	176,668	103,347	1,893	9,2

#	USA State	Total Cases	New Cases	Total Deaths	New Deaths	Total Recovered	Active Cases	Tot Cases/ 1M pop	Deaths/ 1M pop	Total Tests
8	Ohio (/coronavirus/usa/ohio/)	1,068,985		19,188		1,014,536	35,261	91,451	1,642	12,3
9	New Jersey (/coronavirus/usa/new-jersey/)	993,123		25,509		769,541	198,073	111,811	2,872	13,2
10	North Carolina (/coronavirus/usa/north-carolina/)	965,536		12,619		924,490	28,427	92,060	1,203	12,3
11	Michigan (/coronavirus/usa/michigan/)	928,407		18,600		626,254	283,553	92,963	1,862	13,3
12	Arizona (/coronavirus/usa/arizona/)	860,772		17,282		824,535	18,955	118,259	2,374	4,7
13	Tennessee (/coronavirus/usa/tennessee/)	845,380		12,171		820,441	12,768	123,789	1,782	7,6
14	Indiana (/coronavirus/usa/indiana/)	717,564		13,312		680,594	23,658	106,587	1,977	9,7
15	Massachusetts (/coronavirus/usa/massachusetts/)	686,243		17,578		641,344	27,321	99,564	2,550	21,1
16	Virginia (/coronavirus/usa/virginia/)	657,154		10,735		54,492	591,927	76,991	1,258	9,1
17	Wisconsin (/coronavirus/usa/wisconsin/)	596,552		6,807		580,517	9,228	102,457	1,169	3,4
18	Missouri (/coronavirus/usa/missouri/)	583,274		9,387		512,975	60,912	95,036	1,529	6,8
19	South Carolina (/coronavirus/usa/south-carolina/)	576,639		9,472		N/A	N/A	111,997	1,840	7,3
20	Minnesota (/coronavirus/usa/minnesota/)	572,025		7,191		550,992	13,842	101,429	1,275	9,1
21	Alabama (/coronavirus/usa/alabama/)	527,083		10,879		335,669	180,535	107,498	2,219	2,6
22	Colorado (/coronavirus/usa/colorado/)	506,405		6,420		385,909	114,076	87,937	1,115	2,8
23	Louisiana (/coronavirus/usa/louisiana/)	457,326		10,367		N/A	N/A	98,375	2,230	6,9
24	Oklahoma (/coronavirus/usa/oklahoma/)	447,642		6,788		430,582	10,272	113,127	1,715	4,0
25	Maryland (/coronavirus/usa/maryland/)	445,493		8,709		10,194	426,590	73,688	1,441	9,6
26	Kentucky (/coronavirus/usa/kentucky/)	442,618		6,485		51,295	384,838	99,071	1,452	5,5
27	Washington (/coronavirus/usa/washington/)	402,435		5,527		190,805	206,103	52,848	726	6,4

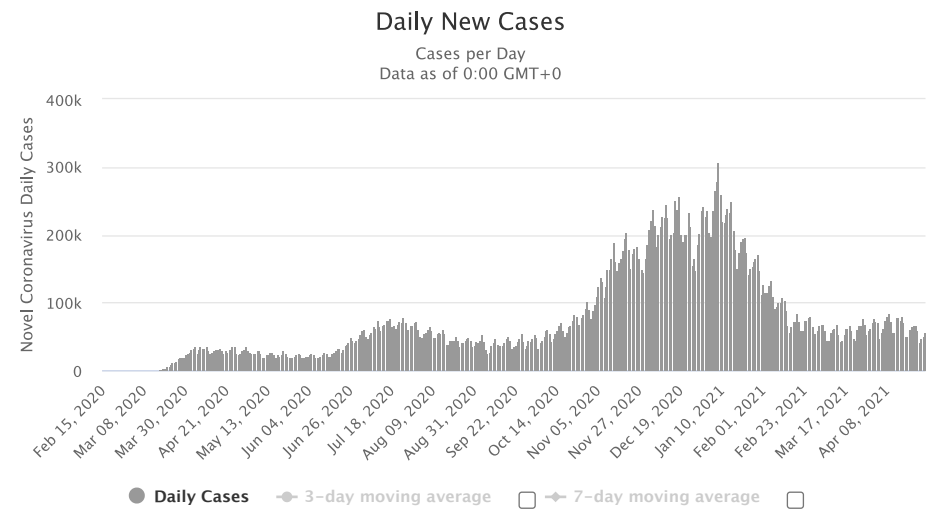
#	USA State	Total Cases	New Cases	Total Deaths	New Deaths	Total Recovered	Active Cases	Tot Cases/ 1M pop	Deaths/ 1M pop	Total Tests
28	Utah (/coronavirus/usa/utah/)	396,522		2,190		385,915	8,417	123,683	683	4,6
29	Iowa (/coronavirus/usa/iowa/)	393,568		5,931		345,976	41,661	124,741	1,880	4,7
30	Connecticut (/coronavirus/usa/connecticut/)	337,961		8,080		295,464	34,417	94,792	2,266	8,5
31	Arkansas (/coronavirus/usa/arkansas/)	335,289		5,726		327,599	1,964	111,104	1,897	3,5
32	Nevada (/coronavirus/usa/nevada/)	314,475		5,448		291,619	17,408	102,097	1,769	3,1
33	Mississippi (/coronavirus/usa/mississippi/)	311,493		7,193		300,323	3,977	104,663	2,417	2,7
34	Kansas (/coronavirus/usa/kansas/)	309,214		5,000		298,157	6,057	106,138	1,716	1,3
35	Nebraska (/coronavirus/usa/nebraska/)	219,341		2,242		169,256	47,843	113,389	1,159	1,0
36	New Mexico (/coronavirus/usa/new-mexico/)	197,218		4,051		178,003	15,164	94,055	1,932	3,2
37	Idaho (/coronavirus/usa/idaho/)	187,269		2,045		106,793	78,431	104,791	1,144	1,2
38	Oregon (/coronavirus/usa/oregon/)	182,916		2,490		157,171	23,255	43,368	590	4,6
39	West Virginia (/coronavirus/usa/west-virginia/)	152,301		2,673		142,385	7,243	84,982	1,492	2,6
40	Rhode Island (/coronavirus/usa/rhode-island/)	147,601		2,668		8,870	136,063	139,330	2,518	3,9
41	South Dakota (/coronavirus/usa/south-dakota/)	122,398		1,962		118,647	1,789	138,356	2,218	4
42	Montana (/coronavirus/usa/montana/)	108,489		1,567		105,928	994	101,508	1,466	1,2
43	North Dakota (/coronavirus/usa/north-dakota/)	107,154		1,486		104,589	1,079	140,611	1,950	4
44	Delaware (/coronavirus/usa/delaware/)	103,844		1,622		93,185	9,037	106,642	1,666	6
45	New Hampshire (/coronavirus/usa/new-hampshire/)	94,405		1,296		90,546	2,563	69,430	953	2,1
46	Alaska (/coronavirus/usa/alaska/)	65,100		341		56,176	8,583	88,990	466	2,0
47	Maine (/coronavirus/usa/maine/)	60,691		778		N/A	N/A	45,150	579	2,3

#	USA State	Total Cases	New Cases	Total Deaths	New Deaths	Total Recovered	Active Cases	Tot Cases/ 1M pop	Deaths/ 1M pop	Total Tests
48	Wyoming (/coronavirus/usa/wyoming/)	57,999		707		56,775	517	100,213	1,222	7
49	District Of Columbia (/coronavirus/usa/district-of-columbia/)	47,533		1,104		33,641	12,788	67,351	1,564	1,5
50	Hawaii (/coronavirus/usa/hawaii/)	32,110		482		N/A	N/A	22,679	340	1,4
51	Vermont (/coronavirus/usa/vermont/)	22,723		246		19,853	2,624	36,416	394	1,5
52	Puerto Rico	245,013		2,285		104,250	138,478	72,340	675	4
53	Guam	7,951		136		7,739	76			1
54	United States Virgin Islands	3,098		27		3,011	60			1
55	Northern Mariana Islands	164		2		N/A	N/A			
56	American Samoa	4				3	1			
57	US Military	286,952		345		271,219	15,388			
58	Veteran Affairs	253,881		11,752		238,005	4,124			3,4
59	Federal Prisons	54,548		237		52,812	1,499			1
60	Navajo Nation	30,485		1,273		16,568	12,644			2
61	Grand Princess Ship	122		7		115	0			
62	Wuhan Repatriated	3				3	0			
63	Diamond Princess Ship	46				46	0			
	Total:	32,983,695		588,337		25,584,747	6,810,611	99,648	1,777	443,9

Total Coronavirus Cases in the United States

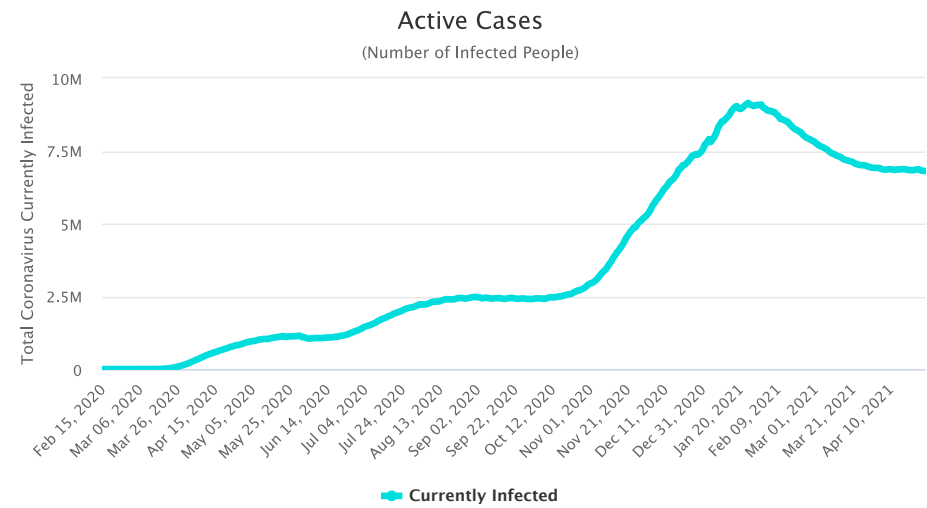


Daily New Cases in the United States




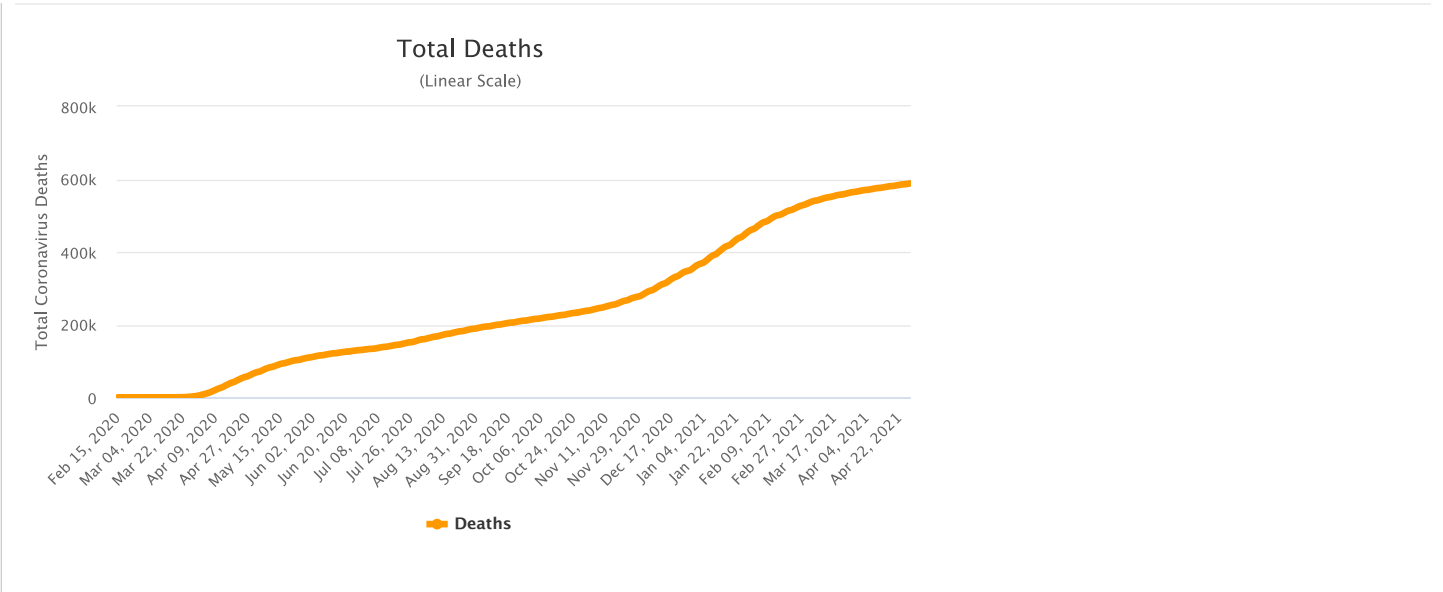
See also: [Daily Deaths Graph](#)

Active Cases in the United States

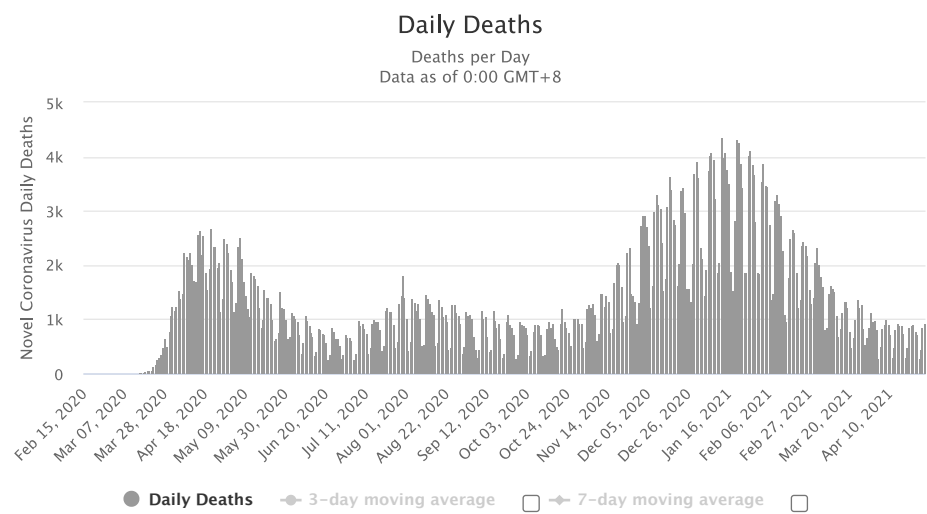


Total Coronavirus Deaths in the United States





Daily New Deaths in the United States



See also: [Daily Cases Graph](#)

Latest News

April 28 (GMT)

Updates

- 56,604 new cases and 954 new deaths in [the United States \(/coronavirus/country/us/\)](#)

April 27

April 26

April 25

April 24

April 23

May 14

May 8

View More News

Historical account of the initial stages of the epidemic in the United States

Content:

- First 20 cases in the United States
- Progression of first suspected cases
- Timeline of initial events
- Sources for the historical account

First 20 cases in the United States

Information collected on the first 20 domestic cases (not including repatriated cases and Diamond Princess cruise ship evacuee cases) is presented in the table below:

State	Cases	Sex	Age	Date	Case #	Location	Source
Oregon	1			Feb. 29	17 th	Washington C.	
Washington	2			Feb. 29	18, 19 th		
	1	M	30s	Jan. 21	1 st	Snohomish	[7]
Illinois	1			Mar. 1	20 th		
	1	M	60s	Jan. 30	6 th	Chicago	[12]
	1	F	60s	Jan. 24	2 nd	Chicago	[8]
California	2	unkn.	unkn.	Jan. 26	3 rd , 4 th	Orange C., L.A.	[9]
	1	M	adult	Jan. 31	7 th	Santa Clara C.	[17][18]
	1	F	unkn.	Feb. 2	9 th	Santa Clara C.	
	1	M	57	Feb. 2	10 th	San Benito C.	
	1	F	57	Feb. 2	11 th	San Benito C.	
	1		65	Feb. 28	16 th	Santa Clara C.	
	1			Feb. 21	13 th	Humboldt C.	
	1			Feb. 21	14 th	Sacramento C.	
	1			Feb. 26	15 th	[Northern California]	
Massachusetts	1	M	20s	Feb. 1	8 th	Boston	[16]
Arizona	1	unkn.	student	Jan. 26	5 th	Maricopa County	
Wisconsin	1			Feb. 5	12 th	Madison	

Patients Under Investigation (PUI) in the United States

CDC in the early stages released information regarding the number of cases and people under investigation that was updated regularly on Mondays, Wednesdays, and Fridays. Below we provide the historical reports that we were able to gather in order to track the progression in the number of suspected cases and US states involved through time in the initial stages

As of Feb. 10:

<i>Number of U.S. States with PUI</i>	<i>36</i>
Positive	12
Negative	318
Pending (specimens awaiting testing)	68
TOTAL	398

As of Feb. 7:

<i>Number of U.S. States with PUI</i>	<i>36</i>
Positive	12
Negative	225
Pending (specimens awaiting testing)	100
TOTAL	337

As of Feb. 5:

<i>Number of U.S. States with PUI</i>	<i>36</i>
Positive	11
Negative	206
Pending (specimens awaiting testing)	76
TOTAL	293

As of Feb. 3:

<i>Number of U.S. States with PUI</i>	<i>36</i>
Positive	11
Negative	167
Pending (specimens awaiting testing)	82
TOTAL	260

As of January 31:

<i>Number of U.S. States with PUI</i>	<i>36</i>
Positive	6
Negative	114
Pending (specimens awaiting testing)	121
TOTAL	241

Previously, as of January 29, there were 92 suspected cases awaiting testing.

<i>Number of U.S. States with PUI</i>	<i>36</i>
---------------------------------------	-----------

Positive of U.S. States with PUI	35
Negative	68
Positive Pending (specimens awaiting testing)	592
TOTAL	165

Timeline of Events

- ▲ On January 31, HHS declared Coronavirus a Public Health Emergency in the US (<https://www.hhs.gov/about/news/2020/01/31/secretary-azar-declares-public-health-emergency-us-2019-novel-coronavirus.html>)
 As of Jan. 31, the Wuhan coronavirus is officially a public health emergency in the United States, Alex Azar, secretary of the US Department of Health and Human Services (HHS), announced at a White House press briefing.
- ▲ On Jan. 31, the U.S. Centers for Disease Control and Prevention (CDC) **issued a federal quarantine for 14 days** affecting the 195 American evacuees from Wuhan, China. Starting Sunday, Feb. 2, U.S. citizens, permanent residents and immediate family who have visited China's Hubei province will undergo a **mandatory 14 days quarantine** and, if they have visited other parts of China, they would be screened at airports and asked to self-quarantine for 14 days. The last time the CDC had issued a quarantine was over 50 years ago in the 1960s, for smallpox.
- ▲ President Donald Trump signed an order on Jan. 31 for the U.S. to **deny entry to foreign nationals who traveled to China** within the preceding two weeks, aside from the immediate family of U.S. citizens.
- On Jan. 30, the CDC had confirmed the **first case of person to person transmission in the U.S.:** ^[12] the husband of the Chicago, Illinois case who had returned from Wuhan, China on Jan. 13 and who tested positive for the virus on Jan. 24).
- CDC stated on Jan. 30 that "It is likely there will be more cases of 2019-nCoV reported in the U.S. in the coming days and weeks, including more person-to-person spread."^[12]
- The virus had been confirmed in **5 states**.
- On Jan. 31, **New York City** health officials vehemently denied the rumor regarding a coronavirus case in the city ^[13]. On Feb. 1, however, the city's health commissioner did report that there was a test being performed on a person under 40 who had returned from China, developed matching symptoms, and tested negative to the seasonal flu.
- Most US patients had recently visited Wuhan.**
- All of the first five U.S. cases were described as **mild**.
- A study on the first US case of novel coronavirus detailed mild symptoms followed by pneumonia (https://www.cnn.com/2020/01/31/health/washington-coronavirus-study-nejm/index.html?utm_term=link&utm_medium=social&utm_content=2020-02-01T00)

U.S. Airlines suspended ALL flights between the U.S. and China

On Friday, January 31, Delta, American and United announced they would temporarily suspend all of their mainland China flights in response to the coronavirus outbreak.^[14]

Prior to this January 31 announcement:

- UNITED AIRLINES**
 on Jan. 28 had announced it would cut 24 flights between the U.S. and China for the first week of February.
- AMERICAN AIRLINES**
 on Jan. 29 had announced it would suspend flights from Los Angeles to Shanghai and Beijing from Feb. 9 through March 27, 2020. It will maintain its flight schedules (10 daily A/R) from Dallas-Fort Worth to Shanghai and Beijing, as well as from Los Angeles and Dallas-Fort Worth to Hong Kong.
- DELTA**
 had not adjusted its schedule of direct flights from the U.S. to China. It is the only airline with direct flights to not take action so far.

The White House was considering issuing a ban on flights between the United States and China, as of late Jan. 28^[11]. Italy has announced on January 31 that it was suspending all flights to and from China following the first 2 cases of coronavirus in Italy.

Travel Alert: Do Not Travel to China

- The U.S. State Department on January 30 issued a **Level 4: Do Not Travel to China Alert** (<https://travel.state.gov/content/travel/en/traveladvisories/traveladvisories/china-travel-advisory.html>) ^[4] (the highest level of alert).

- Previously, on January 29, the advisory was set at a lower "Level 3: Reconsider Travel" advising not to travel to Hubei Province: (Level 4) and reconsider travel to the remainder of China (Level 3).
- The CDC on Jan. 28 issued a Level 3 Warning (<https://wwwnc.cdc.gov/travel/notices/warning/novel-coronavirus-china>), recommending that travelers **avoid all nonessential travel to China** ^[5].

Screening incoming passengers at 20 airports in the U.S.

On January 17, the CDC announced that 3 airports in the United States would begin screening incoming passengers from China: SFO, JFK, and LAX ^[6] Other 2 airports were added subsequently, and on January 28, the U.S. Department of Health and Human Services (HHS) announced that 15 additional U.S. airports (bringing the total to 20) would begin screening incoming travelers from China.

Below is the complete list of airports where screening for the 2019 Novel Coronavirus (2019-nCoV) is in place:

- Los Angeles International (LAX)
- San Francisco International (SFO)
- Chicago O'Hare
- New York JFK
- Atlanta Hartsfield-Jackson International
- Houston George Bush Intercontinental
- Dallas-Fort Worth International
- San Diego International
- Seattle-Tacoma International
- Honolulu International
- Anchorage Ted Stevens International
- Minneapolis-St. Paul International
- Detroit Metropolitan
- Miami International
- Washington Dulles International
- Philadelphia International
- Newark Liberty International
- Boston Logan International
- El Paso International
- Puerto Rico's San Juan Airport

Sources for the historical account

1. Novel Coronavirus (2019-nCoV) situation reports (<https://www.who.int/emergencies/diseases/novel-coronavirus-2019/situation-reports/>) - World Health Organization (<https://www.who.int/>) (WHO)
2. 2019 Novel Coronavirus (2019-nCoV) in the U.S (<https://www.cdc.gov/coronavirus/2019-ncov/cases-in-us.html>) -. U.S. Centers for Disease Control and Prevention (<https://www.cdc.gov/>) (CDC)
3. Symptoms of Novel Coronavirus (2019-nCoV) (<https://www.cdc.gov/coronavirus/2019-ncov/about/symptoms.html>) - CDC
4. China Travel Advisory (<https://travel.state.gov/content/travel/en/traveladvisories/traveladvisories/china-travel-advisory.html>) - U.S. State Department, accessed January 31, 2020.
5. Novel Coronavirus in China - Warning - Level 3, Avoid Nonessential Travel (<https://wwwnc.cdc.gov/travel/notices/warning/novel-coronavirus-china>) - CDC, January 28, 2020.
6. Public Health Screening to Begin at 3 U.S. Airports for 2019 Novel Coronavirus ("2019-nCoV") (<https://www.cdc.gov/media/releases/2020/p0117-coronavirus-screening.html>) - CDC January 17, 2020

7. First Travel-related Case of 2019 Novel Coronavirus Detected in United States (<https://www.cdc.gov/media/releases/2020/p0121-novel-coronavirus-travel-case.html>) - CDC, January 21, 2020
8. Second Travel-related Case of 2019 Novel Coronavirus Detected in United States (<https://www.cdc.gov/media/releases/2020/p0124-second-travel-coronavirus.html>) - CDC, January 24, 2020
9. CDC confirms additional cases of 2019 Novel Coronavirus in United States (<https://www.cdc.gov/media/releases/2020/s0126-coronavirus-new-cases.html>) - CDC, January 26, 2020
10. 2019 Novel Coronavirus (2019-nCoV) in the U.S. (<https://www.cdc.gov/coronavirus/2019-ncov/cases-in-us.html>) - CDC, Updated January 29, 2020
11. White House considers ban on flights to China amid coronavirus outbreak (<https://eu.usatoday.com/story/travel/news/2020/01/28/white-house-considers-ban-china-flights-amid-coronavirus-outbreak/4602839002/>) - USA Today, Jan. 28, 2020
12. CDC Confirms Person-to-Person Spread of New Coronavirus in the United States (<https://www.cdc.gov/media/releases/2020/p0130-coronavirus-spread.html>) - CDC Press Release, Jan. 30, 2020
13. NYC Officials Deny Report Of Coronavirus Amid Confusion (<https://www.forbes.com/sites/sergeiklebnikov/2020/01/31/nyc-officials-deny-report-of-coronavirus-amid-confusion/#351e47b5652c>) - Forbes, Jan. 31, 2020
14. Delta, American, United to suspend all China mainland flights as coronavirus crisis grows (<https://eu.usatoday.com/story/travel/2020/01/31/coronavirus-china-flight-ban-delta-cuts-all-flights-white-house/4620989002/>) - USA Today, Jan. 31, 2020
15. Secretary Azar Declares Public Health Emergency for United States for 2019 Novel Coronavirus (<https://www.hhs.gov/about/news/2020/01/31/secretary-azar-declares-public-health-emergency-us-2019-novel-coronavirus.html>) - U.S. Department of Health and Human Services (HHS), Jan. 31, 2020
16. Man returning from Wuhan, China is first case of 2019 Novel Coronavirus confirmed in Massachusetts (<https://www.mass.gov/news/man-returning-from-wuhan-china-is-first-case-of-2019-novel-coronavirus-confirmed-in>) - Massachusetts Department of Public Health, Feb. 1, 2020
17. County of Santa Clara Public Health Department Reports First Case of Novel (new) Coronavirus (<https://www.sccgov.org/sites/phd/news/Pages/novel-coronavirus-1-31-2020.aspx>) - Santa Clara County Public Health, Jan. 31, 2020
18. Coronavirus: First case confirmed in Santa Clara County (<https://www.mercurynews.com/2020/01/31/santa-clara-coronavirus/>) - Mercury News, Jan. 31, 2020

worldometer (/)

[about \(/about/\)](#) | [faq \(/faq/\)](#) | [languages \(/languages/\)](#) | [contact \(/contact/\)](#) | [report coronavirus cases \(/report_us/\)](#)



[\(/newsletter-subscribe/\)](#)



[\(/https://twitter.com/Worldometers\)](https://twitter.com/Worldometers)



[\(/https://www.facebook.com/Worldometers.info\)](https://www.facebook.com/Worldometers.info)